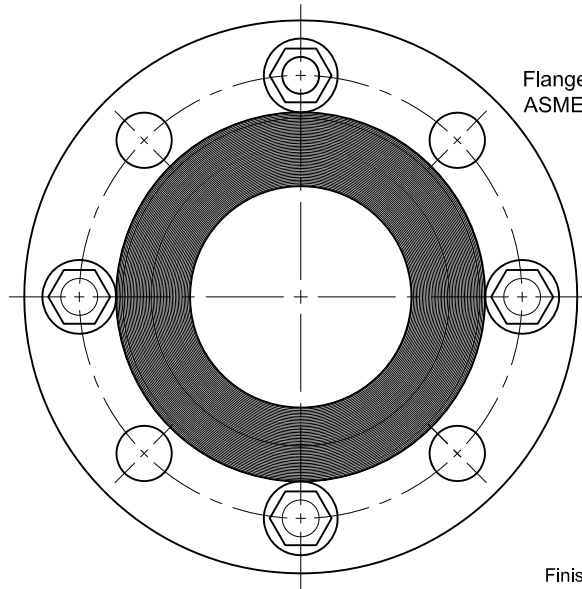
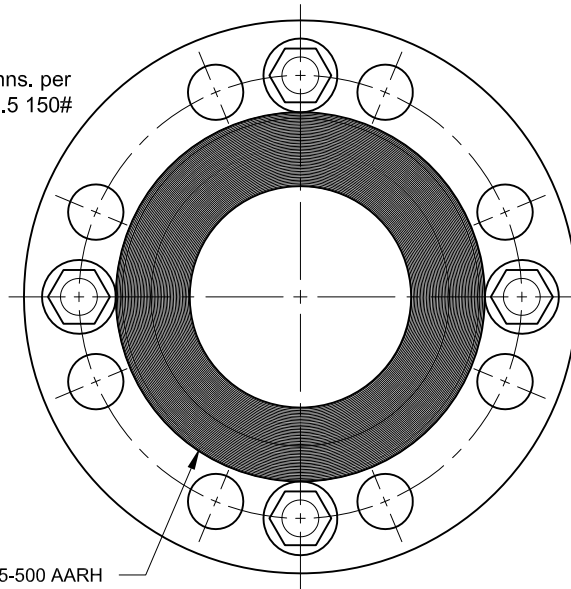


Hole Pattern 1/2" - 3" Sizes

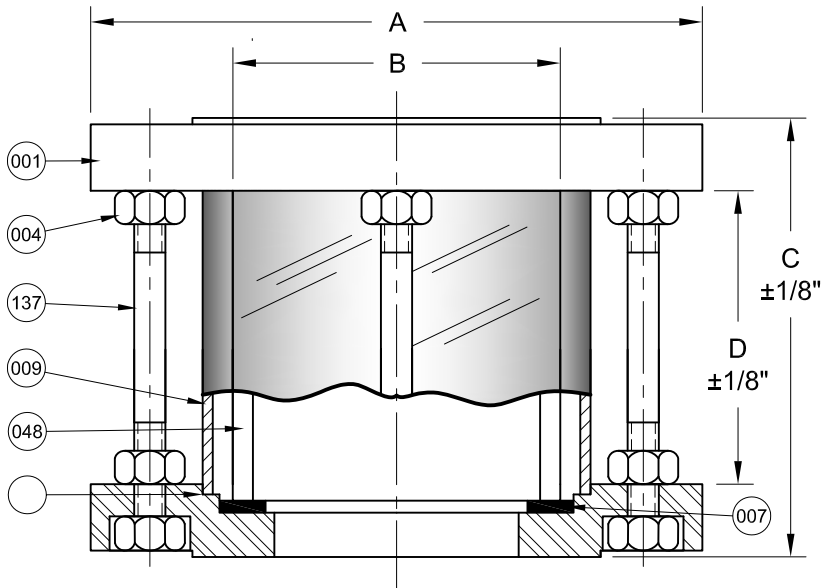
Hole Pattern 4" - 6" Sizes



Flange Conns. per
ASME B16.5 150#



Finish: 125-500 AARH
Micro Inches
TYP. X 2



REVISIONS			
Rev.	Modification	Date	Done By
E	Ratings Modified for Longer Lengths	5/16/2018	WAS
F	Updated Materials and Notes	2/17/2019	NPH

BILL OF MATERIALS						
* - Denotes an Optional, Non-Standard Material						
No.	Name of Part	Qty.	Material	Max. Temp. (°F)	Material Grade / Notes	
001	150# Flanges	2	Zinc Plated Carbon Steel		ASTM A36	
			316SS		ASTM A182	
007	Gasket	2	Neoprene	250		
			Soft PTFE	400		
			*EPDM	250		
			*Viton®	350	Fluorocarbon	
			*Non Asbestos	400	Liner Only	
048	Lens	1	Annealed Boro.	446		
093	(Optional) Liner	2	PTFE	400	See Drawing SC2.0205.002.000	
Non-Wetted	009	Exterior Shield	1	Lexan®	270	
	137	Stay Rod	4	18-8SS		
	004	Nut	16	304SS		

PRODUCT SPECIFICATIONS

Flange Size	A		B		C ₃		D ₃		Weight		Rating @ Dim. "C" ₁ (PSIG)		
	In.	mm.	In.	mm.	In.	mm.	In.	mm.	lbs.	kg.	Std. (or Less)	Std. - 12"	12" - 18"
1/2	3-1/2	89	1-1/4	32	3-7/8	98	2-3/4	70	3	1.4	150	50	Atm.
3/4	3-7/8	98	1-1/2	38	3-7/8	98	2-3/4	70	4	1.8	150	50	Atm.
1	4-1/4	108	1-3/4	44	4	102	2-3/4	70	5	2.3	140	70	Atm.
1-1/2	5	127	2-1/2	64	4	102	2-1/2	64	6	2.7	105	105	50
2	6	152	3	76	4-3/4	121	3	76	12	5.4	75	75	75
2-1/2	7	178	3-1/2	89	5-3/8	137	3-1/2	89	15	6.8	60	60	60
3	7-1/2	191	4	102	5-3/8	137	3-1/2	89	19	8.6	65	65	65
4	9	229	5	127	7-1/2	191	5-9/16	141	22	10.0	45	45	45
6	11	279	7	178	10-3/8	264	8-7/16	214	56	25.4	35	35	35

KEY NOTES:

1. Assembly Ratings are Limited to Glass & Gasket Ratings
2. Suitable for Full Vacuum, Except for when Units are PTFE Lined
3. Inquire for Longer C & D Lengths
4. Allow for an additional +1/8" to the C Dimension for Optional PTFE Liner

S18F Series Configuration Choices:

Reference the Series S18F Model Number Matrix on our Website or Inquire with our Sales Team

Viton® is a Registered Trademark of the Chemours Company
Lexan® is a Registered Trademark of General Electric Co. USA

JOHN C ERNST LLC.

www.johnernst.com
21 Gail Ct. Sparta, N.J. USA

Series S18F Sight Flow Indicator - Full View - 150# RF Flange Connections

Sheet 1 of 1	Drawn By WAS	Tolerances, unless otherwise noted Dec.: ± Frac.: ± Ang.: ±	Size: A
Scale: NTS	Approved By GEW		Date: 18-MAY-18
			Rev.: F